



HC35

SPECIFICATIONS

HC series is especially used for engine starting, which requires superior cranking performance at lower temperatures, for high current discharge.

BATTERY DESIGN

- Absorbent glass mat (AGM) technology 12V battery VRLA
- Can be mounted in any orientation except inverted.
- US DOT and IATA certified Non-spillable
- Can be fitted with TP brass automotive adaptor and protective steel case on request.
- BCI GROUP: U1R
- Shipped fully charged - just install and go!
- Suited for repeated discharges such as running your vehicle with winches or other electrical accessories.

PERFORMANCE FEATURES

- ✧ PHCA: 975A at 80°F (27°C) for 5 seconds
- ✧ CCA: 438A at 0°F (-18°C)
- ✧ CA/MCA: 525A at 32°F (0°C)
- ✧ HCA: 605A at 80°F (27°C)
- ✧ Reserve capacity: 50minutes
- ✧ Short circuit current: 2000A
- ✧ Terminal hardware torque: 62 lbf-in max
- ✧ Operation temperature range: -5°F (-15°C) to 122°F (50°C)

Nominal Dimensions

Length		Width		Height		Total Height		Weight	
mm	in	mm	in	mm	in	mm	in	kg	pound
196	7.72	131	5.16	167	6.57	167	6.57	12.10	26.65

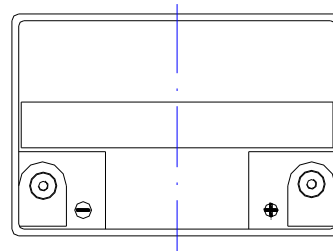
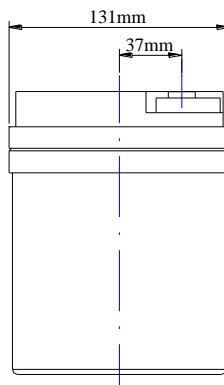
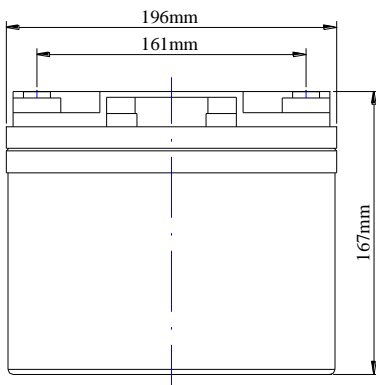
HIGH RATE DISCHARGE AT 77°F (25°C) TO 7.2V

5 sec.	10 sec.	15 sec.	20 sec.
975A	910A	825A	800A

EXTENDED DISCHARGE AT 77°F (25°C) TO 10.02V

5min	15min	1hr	3hr	5hr	10hr	20hr
145A	68.7A	22.2A	8.7A	5.9A	3.3A	1.8A

PHYSICAL CHARACTERISTICS



Terminal: M6

